

# Design Considerations

E-book

[www.komfort.co.uk](http://www.komfort.co.uk)  
[specifiersupport@komfort.co.uk](mailto:specifiersupport@komfort.co.uk)

Think partitioning,  
think Komfort

# Our expertise

Komfort has over 50 years of experience working alongside architects to help design leading partitioning systems.

At Komfort we appreciate that every interior is unique and treat it as such. Each interior design has a direct impact on individual wellbeing and the success of any business. That's why we appreciate the importance to design and source the most compatible products and services.

Ultimately, we want to create and design with you. Helping you bring your vision to life, whilst guiding you in the process. Our involvement at the earliest stage enables us to maximise design and performance.



**At Komfort,  
we design  
with you.**

# Contents

We have introduced our Design Considerations E-book to support specifiers and designers in understanding key requirements when specifying partitioning, including performance, aesthetics and more.

- Performance
- Aesthetics
- Wellbeing
- Functionality
- Technology



# Performance

When a project is developed from concept, performance requirements are one of the top considerations, ultimately influencing the design. Our team work to meet the client's requirements by creating a safe and people-centric environment.

Requirements are ever-changing. This may be a result of the brief or user expectations, fire regulations or spacial configurations. It is essential for manufacturers to provide precise and reliable test data ensuring architects and designers have confidence that what they are designing or specifying can achieve project requirements.

There are three essential measurements of performance in partitioning; acoustics, fire and structure.




# Acoustic

Sound control is unique to each building and establishment. Studies show acoustics are directly linked to productivity and wellbeing, playing a pivotal role in both commercial, educational and private settings.


Each partitioning and door system should have an acoustic rating that has been independently certified in a laboratory environment.

# Acoustic performance

Individual glass types have their own acoustic performances. Changing the thickness or type of glass will help you achieve the acoustic rating you require. Generally, double glazed systems achieve higher acoustic ratings due to the cavity between two panes absorbing some of the acoustic transmission.



Single glazed partitioning  
**Acoustics up to 41dB(Rw)**



Slimline double glazed partitioning  
**Acoustics up to 47dB(Rw)**



Double glazed partitioning  
**Acoustics up to 54dB(Rw)**

# Fire

Incidents such as Grenfell show fire safety should be an absolute priority and cannot be compromised. It is very important to understand what fire requirements are necessary. This will vary on a project-by-project basis.

Glazed fire-rated partitioning and doors are available for use where required to assist the fire strategy and ensuring the safest possible evacuation whilst achieving your aesthetic vision.



# Fire performance

Fire rated partitioning is tested in a controlled lab environment. The partitioning is installed in a large furnace and set ablaze from one side. When specifying fire rated products, you should always ensure that they are tested in an UKAS accredited laboratory.



Single glazed partitioning  
30/0 aluminium 30/30 glass



Double glazed partitioning  
30/0 aluminium 30/30 glass

## Fire Rated Partitioning

Komfort can design and manufacture our Polar fire rated glass partitioning to remain intact against fire, achieving a fire rating of up to 30/30 for the screen glass. These are manufactured within an aluminium frame and provide high acoustic performance.



# Fire performance

## Fire Screens

Utilising steel, Komfort's Fire Screens offer up to 120 minutes of protection and can be fitted along with our doors and glass partitions. These will fit seamlessly into your design while subtly offering protection against fire. There are two types of Fire screens, E (integrity performance only) and EI (integrity and insulation performance).



	E30	E60	EI30	EI60
Screens	Up to 4000mm	Up to 4000mm	Up to 4500mm	Up to 4500mm
Acoustic Performance	45dB (Rw)	45dB (Rw)	52dB (Rw)	52dB (Rw)
Frame Depth	50mm	50mm	65mm	65mm
Available Finish	PPC Steel Brushed stainless steel	PPC Steel Brushed stainless steel	PPC Steel Brushed stainless steel	PPC Steel Brushed stainless steel
Glass to Glass Butt Joint	No	No	Yes	Yes

# Structural

Structural performance is very important in areas where enhanced line loading is required, for example heavy footfall spaces such as atriums.

However, it is worth noting that structural performance can be over specified. For example, severe duty partitioning is not required for general offices, yet is often seen in specifications. In this instance, experts and even an engineer can ensure the specification is accurate.

# Structural performance

Always ask for test evidence from an UKAS accredited laboratory.

Grade	Category of Duty	Examples
Light Duty	Adjacent space only accessible to persons with high incentive to exercise care. Small chance of accident occurring or of misuse	Domestic accommodation
Medium Duty	Adjacent space moderately used primarily by persons with some incentive to exercise care. Some chance of accident occurring and of misuse.	Office accommodation
Heavy Duty	Adjacent space frequently used by the public and others with little incentive to exercise care chances accident occurring and misuse	Public circulation areas Industrial areas
Severe Duty	Adjacent space intensively used by the public and others with little incentive to exercise a care. Prone to vandalism and abnormally rough use.	Major circulation areas Heavy industrial areas



# Aesthetics

Aesthetics are critical in any design space. Even for a common product such as glazed partitioning, there are creative solutions available to enhance its design into something that can be admired, inspire creativity and add texture and excitement to a commercial space.

Creative options allow designers to truly design; to transform interiors into something quite spectacular and make a space not just practical yet beautiful, creative and inspiring. For glazed partitioning, this can include mesh, LED glass, curved glass, digital printed and etched glass, SwitchGlass, magnetic and whiteboard glass, stained glass and Kross Glaze 600. The scope of what is possible is almost endless.

# The importance of individuality

Every designer and architect wants to create a unique space which is reflective of their design style, but also fit for purpose for the intended occupants.

Expressive, meaningful and inviting design is about creating spaces that energise and visually inspire individuals to think differently. Accents of bright colours, the use of different materials, shapes and interactive elements are commonly featured within today's architectural designs to form an interesting and diverse appearance.



# Kross Glaze 600

Kross Glaze 600 industrial style glazing brings an intriguing and characterful way of dividing open-plan spaces into beautiful private areas, with an Art Deco aesthetic. When balanced with contrasting natural materials, exposed brickwork and biophilic design, Kross Glaze 600 comes to life.

This system allows designers to be creative with the glazing and panes and is available with reeded glass. Kross Glaze 600 is also ideal for integrating tech panels for room booking systems and more.



- Full transom system available
- Available with complementary doors



# Stained Glass

Why not further enhance the Kross Glaze 600 system a step further and get creative with colours, patterns and textures?

Inviting traditional design and Art Deco aesthetics with a modern interpretation, stained glass can create interesting shades of colour and a sense of fun, whilst also providing a degree of privacy.

For a powerful design which stands the test of time and helps control light flow, stained glass can be specified with any of Komfort's glazed partitioning systems, looking particularly striking with Kross Glaze 600.



# Angled and Curved Glass

Curves are used in design to connect elements within a space and create a unified, perfectly balanced whole.


Angled glass brings a sense of creativity to a space, as well as making any interior stand out from the ordinary with a high-end appearance and in this case, bringing the exterior in.



# Metal Mesh and Curtains

Mesh is a great opportunity to add character, intrigue and surprising beauty to your space. Designers are embracing the varied stylistic qualities of mesh panels, enhancing the architectural features of a room and adding another dimension of texture. Not to mention the added varying degrees of privacy that mesh panels can offer.

Spaces that require high acoustic isolation don't have to compromise on design. Manufactured with creativity and flexibility in mind, double glazed partitioning systems can accommodate mesh panels, as well as curtains, of any style, texture and colour to complement or add contrast to any space.



# LED Lighting

Set the scene and uplift any space with the beauty of LED lighting. Different colours, intensities and styles of the LED Lighting can be incorporated into partitioning systems to reflect brand colours and create a calming yet impactful space.

With intelligent design, a LED Halo system involves fixing a LED strip around the perimeter of the glazing channel prior to the glass being installed, creating a 'halo' effect.





Complement interior decor, brand identity and natural lighting with manifestations, digitally printed and etched glass. These additions uplift spaces into imaginative environments, whilst also providing a degree of privacy to meet safety regulations and allowing light to be shared.

# Manifestation, Digital Printed and Etched Glass



# SwitchGlass

In a busy environment privacy is vital. As an alternative to blinds, SwitchGlass offers privacy to the fullest extent using visually enhancing and space saving technology.

Experience instantaneous privacy control through SwitchGlass technology, which can either be face applied to a range of glass types or integrated within a bespoke laminated glass. The glass changes from opaque to clear instantly at the flick of a switch, creating the feeling of seclusion.

# Magnetic and Whiteboard Glass

Encourage employees to release their creativity, share their ideas and collaborate amongst each other using magnetic and whiteboard glass. This elegant system helps to create a flexible and adaptable working environment by eliminating the requirement for drilling holes and hanging whiteboards.

Ideal for break-out areas and meeting rooms, this interactive glazing system is available in a range of colour options, helps heighten imaginations and forms a greater sense of community.





# Wellbeing

Whilst a couple of years ago wellbeing strategies would have been nice to have, it is now a top priority for companies of all sizes.

How does wellbeing align with partitioning design?

For commercial and educational buildings, aspects such as light and sound control have been positively linked to wellbeing and are two of the WELL Standards V2 elements.

Glazed partitioning can help maximise the use of natural light to help boost happiness, and can help control acoustics to boost productivity.

It is no surprise that glazed partitioning can be found in virtually any commercial and educational space.



Here are the 10 concepts to the WELL Standards V2



Air



Water



Nourishment



Light



Movement



Thermal Comfort



Sound



Materials



Mind



Community



# Functionality

Functional spaces underpin intelligent design; thinking about the user experience and how best to make the space work for them.

What is considered functional has dramatically changed over the last few years. Now open-plan offices aren't seen as the most functional or practical design solution, and pods and other flexible systems are being introduced to help make these spaces better adapted to their users.



# Introducing Pods

Pods have been introduced more recently to accommodate individual wellbeing and safety, different working styles, and to improve the functionality of busy open-plan spaces. To engage, focus and encourage collaboration between employees, workplaces require quiet and private spaces to be solitary, captivating places to collaborate, and everything in between. Office booths and pods are the perfect solution, they bring private and collaborative spaces into open plan areas, allowing break-out groups and private calls and meetings to be possible.



Komfort Kube Solo  
**For one person**



Komfort Kube Duo  
**For two people**



Komfort Kube Unite  
**For four to six people**



# Komfort Kube+

Building on the success of Komfort's Kube range, combined with our passion, knowledge and specialist understanding of acoustic control we are excited to introduce our Kube+ range.

Kube+ offers enhanced acoustic control and performance through intelligent glazing and door design, with the option of single and double glazed options available.

We are launching this range with the Kube+ Solo pod system to offer escapism, a place of quiet and concentration for individuals in these spaces, achieving acoustics ratings of up to 37 dB (DnT,W).



# Technology

Technology has revolutionised modern world and Komfort is constantly exploring new and exciting ways for this to be incorporated to benefit the user experience.

Tech Panels are increasingly being integrated into commercial and public spaces. These enable intelligent control systems to be installed with all power and data requirements readily available. Komfort's Tech Panels enable seamless control of room booking, lighting, air controls and security systems. Panels are available in various finishes such as glass, veneer and metal.



Think Partitioning, Think Komfort  
[www.komfort.com](http://www.komfort.com)



[www.komfort.co.uk](http://www.komfort.co.uk)  
[specifiersupport@komfort.co.uk](mailto:specifiersupport@komfort.co.uk)

**Contact our dedicated Specification team to find out more  
or for project technical and design support.**

**Komfort Specification  
E: [Specifiersupport@Komfort.co.uk](mailto:Specifiersupport@Komfort.co.uk)  
T: +44 (0)121 332 2550**